



电气化铁路接触网用复合绝缘子

Composite Insulators for Electronic Railway Overhead Line System



单绝缘棒形悬式复合绝缘子 Single Insulation Bar Composite Suspension Insulator

双绝缘棒形悬式复合绝缘子 Double Insulation Bar Composite Suspension Insulator



单绝缘棒形悬式复合绝缘子主要尺寸与特性

Main Dimension and Characteristics of Single Insulation Bar Composite Suspension Insulator

序号 Serial Number	产品型号 Product Type	额定电压 Rated Voltage	爬电距离 Creepage Distance	伞裙长度 Shed Length	最小绝缘距离 Min. Insulation Distance	伞裙间距 Shed Spacing	伞裙直径 Shed Dia.	伞裙厚度 Shed Thickness	伞裙重量 Shed Weight	绝缘子重量 Insulator Weight	绝缘子长度 Insulator Length	绝缘子直径 Insulator Dia.	绝缘子重量 Insulator Weight
1	FGX-25(145/120)	25	160190	700	≥500	1300	270	7	830				
2	FGX-35(160/120)	25	160260	750	≥500	1300	270	7	830				
3	FGX-35(180/120)	25	160190	750	≥550	1400	290	32	840				
4	FGX-35(180/120)	25	160780	830	≥550	1400	290	32	840				
5	FGXK-35(170/120)	25	160120	830	≥400	1300	310	36	850				
6	FGXK-35(160/120)	25	160280	850	≥400	1300	310	36	850				

说明：产品的尺寸、特性、连接方式和颜色等可根据客户具体要求设计、生产
 Note: Product's dimension, characteristics, connecting type and color, etc. can be designed and manufactured in accordance with customer's requirements.

双绝缘棒形悬式复合绝缘子主要尺寸与特性

Main Dimension and Characteristics of Double Insulation Bar Composite Suspension Insulator

序号 Serial Number	产品型号 Product Type	额定电压 Rated Voltage	爬电距离 Creepage Distance	伞裙长度 Shed Length	最小绝缘距离 Min. Insulation Distance	伞裙间距 Shed Spacing	伞裙直径 Shed Dia.	伞裙厚度 Shed Thickness	伞裙重量 Shed Weight	绝缘子重量 Insulator Weight	绝缘子长度 Insulator Length	绝缘子直径 Insulator Dia.	绝缘子重量 Insulator Weight
1	FGX-25(155/120)	25	800130	750	≥500	800/140	270	7	130				
2	FGX-35(160/120)	25	800200	840	≥500	820/140	270	7	130				
3	FGXK-35(150/120)	25	800130	840	≥550	800/140	290	32	140				
4	FGXK-35(145/120)	25	800200	890	≥550	800/140	290	32	140				
5	FGXK-35(170/120)	25	800120	890	≥400	800/140	310	36	150				
6	FGXK-35(160/120)	25	800280	940	≥400	800/140	310	36	150				

说明：产品的尺寸、特性、连接方式和颜色等可根据客户具体要求设计、生产
 Note: Product's dimension, characteristics, connecting type and color, etc. can be designed and manufactured in accordance with customer's requirements.

单绝缘腕臂支撑复合绝缘子 Single Insulation Bracket Support Composite Insulator



单绝缘腕臂支撑复合绝缘子主要尺寸与特性

Main Dimension and Characteristics of Single Insulation Bracket Support Composite Insulator

Order Number	Product Type	Rated Voltage (kV)	Rated Current (kA)	Rated Power (kVA)	Height (mm)	Width (mm)	Length (mm)	Weight (kg)	Rated Power (kVA)	Rated Voltage (kV)
1	FS-25(8/12)	25	8.0	8000	780	490	1200	270	/	132
2	FS-25(14/20)	25	14.0	14000	800	490	1200	270	/	132
3	FSB-25(8/12)	25	8.0	8000	760	490	1400	290	32	145
4	FSB-25(14/20)	25	14.0	14000	800	490	1400	290	32	145
5	FQ65-25 (8/12)	25	8.0	8000	900	510	1600	340	35	155
6	FQ65-25 (14/20)	25	14.0	14000	900	510	1600	340	35	155

说明：产品的尺寸、特性、连接方式和伞裙颜色等可根据客户具体要求设计、生产
 Note: Product's dimension, characteristics, connecting type, color, etc. can be designed and manufactured in accordance with customer's requirements.

双绝缘腕臂支撑复合绝缘子 Double Insulation Bracket Support Composite Insulator



双绝缘腕臂支撑复合绝缘子主要尺寸与特性

Main Dimension and Characteristics of Double Insulation Bracket Support Composite Insulator

Order Number	Product Type	Rated Voltage (kV)	Rated Current (kA)	Rated Power (kVA)	Height (mm)	Width (mm)	Length (mm)	Weight (kg)	Rated Power (kVA)	Rated Voltage (kV)
1	FD5-25(8/12)	25	8.0	8000	860	490	1800	270	/	136
2	FD5-25(14/20)	25	14.0	14000	880	490	1800	270	/	136
3	FDB5-25(8/12)	25	8.0	8000	850	490	1800	290	32	140
4	FDB5-25(14/20)	25	14.0	14000	880	490	1800	290	32	140
5	FQ65-25 (8/12)	25	8.0	8000	940	510	2000	310	34	156
6	FQ65-25 (14/20)	25	14.0	14000	940	510	2000	310	34	156
7	FDB65-25(14/20)	25	14.0	14000	920	500	1800	310	34	156

说明：产品的尺寸、特性、连接方式和伞裙颜色等可根据客户具体要求设计、生产
 Note: Product's dimension, characteristics, connecting type, color, etc. can be designed and manufactured in accordance with customer's requirements.

横担复合绝缘子 Cross arm Composite Insulator



横担复合绝缘子主要尺寸与特性

Main Dimension and Characteristics of Cross arm Composite Insulator

Order Number	Product Type	Rated Voltage (kV)	Rated Current (kA)	Rated Power (kVA)	Height (mm)	Width (mm)	Length (mm)	Weight (kg)	Rated Power (kVA)	Rated Voltage (kV)
1	FS-25-12	25	12	840	465	1000	270	32	130	
2	FS-25-18	25	18	840	465	1000	270	32	130	

说明：产品的尺寸、特性、连接方式和伞裙颜色等可根据客户具体要求设计、生产
 Note: Product's dimension, characteristics, connecting type, color, etc. can be designed and manufactured in accordance with customer's requirements.

支柱复合绝缘子 Composite Post Insulator



支柱复合绝缘子主要尺寸与特性

Main Dimension and Characteristics of Composite Post Insulator

Order Number	Product Type	Rated Voltage (kV)	Rated Current (kA)	Rated Power (kVA)	Height (mm)	Width (mm)	Length (mm)	Weight (kg)	Rated Power (kVA)	Rated Voltage (kV)
1	FZ-27.5/6	25	6	630	470	360	270	30	130	
2	FZ-27.5/10	25	10	630	470	360	270	30	130	
3	FZ-27.5/18	25	18	630	480	360	270	32	130	
4	FZ-27.5/18	25	18	640	480	360	270	30	130	
5	FZ-27.5/20	25	20	670	500	>1400	290	32	140	
6	JJ3487-27.5/8-4102	25	8	610	500	360	210	26	150	

说明：产品的尺寸、特性、连接方式和伞裙颜色等可根据客户具体要求设计、生产
 Note: Product's dimension, characteristics, connecting type, color, etc. can be designed and manufactured in accordance with customer's requirements.

弓形耐震支撑复合绝缘子 Arch Bracket Support Composite Insulator



弓形耐震支撑复合绝缘子主要尺寸与特性

产品编号 Serial Number	产品型号 Product Type	额定电压 Rated Voltage	爬电距离 Creepage Distance	绝缘长度 Insulation Length	伞间距 h mm	伞直径 H mm	总长度 L mm	重量 KV	重量 KV	重量 KV
1	FGD-25-12	25	12	835	480	φ460	270	32	130	
2	FGD-25-16	25	16	835	480	φ460	270	32	130	

说明：产品的尺寸、特性、连接方式和伞裙颜色等可按客户要求及做调整设计、生产
Note: Product's dimension, characteristics, connecting type, shell color, etc. can be designed and manufactured in accordance with customer's requirements.

AF线悬棒式复合绝缘子 AF Wire Hanging Long Rod Composite Insulator



AF线悬棒式复合绝缘子主要尺寸与特性

产品编号 Serial Number	产品型号 Product Type	额定电压 Rated Voltage	爬电距离 Creepage Distance	绝缘长度 Insulation Length	伞间距 h mm	伞直径 H mm	总长度 L mm	重量 KV	重量 KV	重量 KV
1	FGA-25-120-584	25	120	584	528	φ600	270	7	140	
2	FGA-25-120-650	25	120	650	480	φ600	270	32	128	
3	FGA-25-120-620	25	120	620	420	φ600	270	32	128	

说明：产品的尺寸、特性、连接方式和伞裙颜色等可按客户要求及做调整设计、生产
Note: Product's dimension, characteristics, connecting type, shell color, etc. can be designed and manufactured in accordance with customer's requirements.

整体耐震支撑复合绝缘子 Overall Bracket Support Composite Insulator




整体耐震支撑复合绝缘子主要尺寸与特性

产品编号 Serial Number	产品型号 Product Type	额定电压 Rated Voltage	爬电距离 Creepage Distance	绝缘长度 Insulation Length	伞间距 h mm	伞直径 H mm	总长度 L mm	重量 KV	重量 KV	重量 KV
1	FOB0-23-8	25	8	670-L	480	φ600	278	32	120	
2	FOB0-25-12	25	12	670-L	480	φ600	278	32	120	
3	FOB0-25-16	25	16	670-L	480	φ600	278	32	120	
4	FOB0-23-8	25	8	750-L	480	φ600	278	32	120	
5	FOB0-25-12	25	12	750-L	480	φ600	278	32	120	
6	FOB0-25-16	25	16	750-L	480	φ600	278	32	120	

说明：产品的尺寸、特性、连接方式和伞裙颜色等可按客户要求及做调整设计、生产
Note: Product's dimension, characteristics, connecting type, shell color, etc. can be designed and manufactured in accordance with customer's requirements.

低净空隧道复合绝缘子 Low Headroom Tunnel Composite Insulator



低净空隧道复合绝缘子主要尺寸与特性

产品编号 Serial Number	产品型号 Product Type	额定电压 Rated Voltage	爬电距离 Creepage Distance	绝缘长度 Insulation Length	伞间距 h mm	伞直径 H mm	总长度 L mm	重量 KV	重量 KV	重量 KV
1	FOX-23-70	25	70	430	350	φ600	160	28	78	
2	FOX-25-100	25	100	530	430	φ600	270	32	128	
3	FOX-33-70	25	70	584	600	φ600	220	38	100	
4	FOX5-23-70	25	70	584	380	φ600	220	38	100	
5	FOX5-25-100	25	100	690	430	φ600	270	32	120	

说明：产品的尺寸、特性、连接方式和伞裙颜色等可按客户要求及做调整设计、生产
Note: Product's dimension, characteristics, connecting type, shell color, etc. can be designed and manufactured in accordance with customer's requirements.

盘形悬式硬质复合绝缘子 Disc Suspension Hard Composite Insulator



盘形悬式硬质复合绝缘子主要尺寸与特性

Main Dimension and Characteristics of Disc Suspension Hard Composite Insulator

产品型号 Product Model	额定电压 Rated Voltage (kV)	额定爬电距离 Rated Shaded Creep Distance (mm)	伞间距 Disc Spacing (mm)	伞裙直径 Disc Diameter (mm)	伞裙厚度 Disc Thickness (mm)	伞裙数 Disc Number	总高度 Total Height (mm)	重量 Weight (kg)
1	CS120S168B16-100/450	120	148 ± 4.5	400	100	80	64	0.4
2	CS160S208B16-100/480	160	170 ± 4.5	400	100	80	64	0.4
3	FKWP-75	75	145 ± 4.5	400	100	50	30	0.3
2	FKWP-120	120	155 ± 4.5	400	100	60	30	0.3
3	FKWP-160	160	155 ± 4.5	400	100	60	30	0.3

说明：产品的尺寸、特性、连接方式和伞裙颜色需根据客户具体要求设计、生产。
Note: Product's dimension, characteristics, connecting type, etc. can be designed and manufactured in accordance with customer's requirements.

车顶复合绝缘子 Bus Post Insulator



车顶复合绝缘子主要尺寸与特性

Main Dimension and Characteristics of Bus Post Insulator

产品型号 Product Model	额定电压 Rated Voltage (kV)	额定爬电距离 Rated Shaded Creep Distance (mm)	伞间距 Disc Spacing (mm)	伞裙直径 Disc Diameter (mm)	伞裙厚度 Disc Thickness (mm)	伞裙数 Disc Number	总高度 Total Height (mm)	重量 Weight (kg)
1	FB400A-25/12	25	12	400 ± 3	1000	165	130	50
2	FB400B-25/12 G	25	12.5	405 ± 3	1300	220	130	100

说明：产品的尺寸、特性、连接方式和伞裙颜色需根据客户具体要求设计、生产。
Note: Product's dimension, characteristics, connecting type, etc. can be designed and manufactured in accordance with customer's requirements.